

SFCPSC Partnering Enhancement Proposal (PEP)

Success Factor 2.0: Performance Measures

Issue 2.1.1 Partnering Specification Implementation Survey

Barrier

The six City and County of San Francisco Departments delivering construction projects (SF Departments) are not consistently measuring how well they are following the current Partnering specification.

Problem Statement and Current Practice

Currently, we are not measuring whether project teams are following the Partnering specification in a consistent way.

- How can we best monitor whether teams are following the current Partnering specification to establish a benchmark and goals?

Proposal:

Partnering Implementation

Each SF Department is interpreting the Partnering specification in a unique way, leading to confusion among contractors, inconsistent implementation, and inconsistent results.

It is the recommendation of the SFCPSC Performance Measures subcommittee to update the existing Partnering implementation survey to maintain an accurate count of projects currently using Partnering across each of the six SF Departments.

PEP 2.1.1 - Partnering Implementation Survey

To achieve this performance measure, we will adapt the existing Partnering Implementation Survey developed by SF Public Works. The Performance Measures subcommittee will request that the survey be updated by all six SF Departments two times per year and will provide updates to the San Francisco Collaborative Partnering Steering Committee.

Survey Criteria and Definitions

- Award date (month/year)
- City agency
- Contract number(s)
- Project title
- Contractor (Design/Builder)
- Estimated construction budget
- Project duration (# days) – Number of days for project construction duration
- Partnering level
- Facilitator
- Facilitator company
- Cost of partnering facilitator services
- Number & type of sessions
- Scorecard used (Y/N) – Partnering survey (Scorecard) used by the project team
- Charges for additional partnering services – i.e. Scorecards, Facilitated Dispute Resolution, etc.
- OPTIONAL - How satisfied were you with the facilitator's work? Rate 1-5 (1 best)
- Staff contact for further information
- Comments
- Closed? (Y/N) – Construction close-out is completed

SF Department Representatives Collecting Data:

- SF Public Works: Edgar Lopez and Alexandra Bidot
- SFO: Julia Katz and Felicia Bragg
- SFPUC: Alan Johanson and Mario Valdez
- SFMTA: Siew-Chin Yeong and Shahn timer Farhangi
- SF Port: Tim Leong
- Recreation & Parks: Cara Ruppert and Dawn Kamalanathan



Resources Required and Implementation Plan

SF Department Representatives will work internally with their staff to respond to the survey. A Microsoft Excel Worksheet with tabs for each SF Department has been developed. Survey responses will be shared with Partnering Steering Committee Coordinator and Facilitator (Rob Reaugh).

The Partnering Implementation Survey will be updated two times per year (on September 1st and March 1st). Ultimately, the survey will serve as a benchmark for the SF Partnering Program dashboard.

Performance Measurement

The measurement of success will be the development of an updated set of Partnering implementation statistics that can be shared two times per year with the SFCPSC and included in the SF Partnering Program Dashboard.

Concept Approved By:	Performance Measures Co-Chair Signatures	Date
Performance Measures subcommittee Co-Chairs	Edgar Lopez SF Public Works 	6/12/17
	Jim Pappas Hensel Phelps Construction Co. 	6/12/17







Addendum 1:

SFCPSC Partnering Specification Implementation Survey (see Sample below)

Partnering Enhancement Proposal 2.1.1 – Partnering Spec Implementation

Addendum 1: SFCPSC Partnering Specification Implementation Survey Sample (SF Port)

1	2	3	4	5	6	7	8	9	10	11	12	13	14	15	16	17	18	19	20	21	22	23
Award date (month/year)	City	Contract number(s)	Project title	Contractor	Estimated construction budget	Project construction duration (if days)	Partnering level	Facilitator	Facilitator company	Cost of partnering services	Number & type of sessions	Services included	Scorecard used (Y/N)	Charges for additional partnering services	OPTIONAL: How satisfied were you with the facilitator's work? Rate 1-5 (1 best)	Staff contact for further information	Comments (Construction cost-out is completed (Y/N))					
7/1/14	Port		Bayview Gateway Project	Berman Landscaper & Construction, Inc.	\$3,857,925	210 cd	1	Jessica Romm	JIS Romm		2 Kick-off and partnering workshop	4 hour session	N	no additional service		Evelyn Ouderdonk - 274-0852		Y				
8/1/13	Port		Blue Greenway Signage Project	Cal State Constructors, Inc.	\$881,547	240 cd	1	Chida Bond	Ornetics		2 Kick-off and partnering workshop	4 hour session	N	no additional service		Evelyn Ouderdonk - 274-0852		Y				
1/1/16	Port		Par 31 Building and Roof Repair	Rebeck Const.	\$5,165,000	210 CD	1	Phil George	GLA		3 Kick-off, partnering and case-out workshop	4 hour session	Y	Scorecard \$800 per Survey		Evelyn Ouderdonk - 274-0852		Y				
4/29/15	Port		Par 43 Under-pier Sewer Pipe Rehabilitation Project	Greenart Construction	\$1,045,000	180 CD	1	Jessica Romm	JIS Romm		2 Kick-off, and partnering workshop	4 hour session	N	Scorecard \$500 per Survey		Evelyn Ouderdonk - 274-0852		Y				
6/1/13	Port		Par 50 covered shed	JOS & Sons, Inc.	\$374,724	240 cd	1	Chida Bond	Ornetics		2 Kick-off, and partnering workshop	4 hour session	Y	Scorecard \$550 per survey.		Evelyn Ouderdonk - 274-0852		Y				
10/21/15	Port		Par 94 Mast Light	Angoli & Bely	\$303,000	180 cd	1	Jessica Romm	JIS Romm		Kick-off	4 hour session	N	no additional service		David Chan		Y				
2/1/16	Port		Portside Security Fence Ph 4	Golden Bay Const.	\$408,131	90 CD	1	Phil George	GLA		2 Kick-off and partnering workshop	4 hour session	N	no additional service		Evelyn Ouderdonk		Y				
Enter new projects below:																						
10/1/16	Port		Quint Street Lead Reconstruction	Shay and Winbeck Inc.	\$3,209,000	170 CD	1	Phil George	GLA		2 Kick-off and case-out (scheduled)	4 hour session	N	no additional service		Warren Lee 415-254-0286		N				
11/1/16	Port		Caine Cove Park Surcharging & Site Pedestrian Project	Shimick, Inc.	\$5,660,000	182 CD	1 (PM reduced from 2)	Phil George	GLA		1 Kick-off (scheduled)	4 hour session	N	no additional service		John O'Sullivan 415-203-2758		N				
4/1/16	Port		Par 33 Standpipe	Value Fire	\$434,900	180 cd	1	Jessica Romm	JIS Romm		Kick-off Partnering	4 hour session	N	In progress		David Chan		N				
9/1/16	Port		Par 23 Standpipe	Value Fire	\$453,150	180 cd	1	Jessica Romm	JIS Romm				N	In progress		David Chan		N				
11/28/17	Port		Several lot 321 Sewer and 3rd Technical Service	Ranis Construction, Inc.	\$120,900	120 CD	N/A	N/A	N/A		N/A	N/A	N/A	N/A		Engineer's Estimate below threshold		N				

Success Factor 2.0: Performance Measures		
Issue 2.2.1 Partnering Specification Implementation		
Concept Approved By:	SFCPSC Department Leads	Date
SFCPSC Co-Chairs	Mohammed Nuru SF Public Works 	Mike Ghilotti Ghilotti Bros., Inc. 6/28/17
SFCPSC Department Leads	Kathy How San Francisco Public Utilities Commission 	6/28/17
	Elaine Forbes Port of San Francisco 	6.28.17
SFO	Ivar Satero San Francisco International Airport 	6/28/17
	Ed Reiskin San Francisco Municipal Transportation Agency 	6.28.17
	Phil Ginsburg San Francisco Recreation and Park Department 	6/28/17